

## Metal Consumer Unit

### Features

SELEX new range of metal consumer unit fully complies with BS7671:2008 Amendment 3:2015 and BS EN 61439-3, This range include 4 module to 22 module with multiple configurations and meets most demand of installation, with outstanding features, the new range consumer unit are ideal for both domestic & commercial installations where quality is essential.



### Patent

Removable top Plate

Top plate with clip-in N/PE terminal kit is easily removable by pressing the fixing clip on two sides. This unique design makes installation most convenient and efficient.


Concealed top knockout

The top knockout is concealed inside the top plate, with three joint points, the knockout is easy to take off.

### TECHNICAL DATA

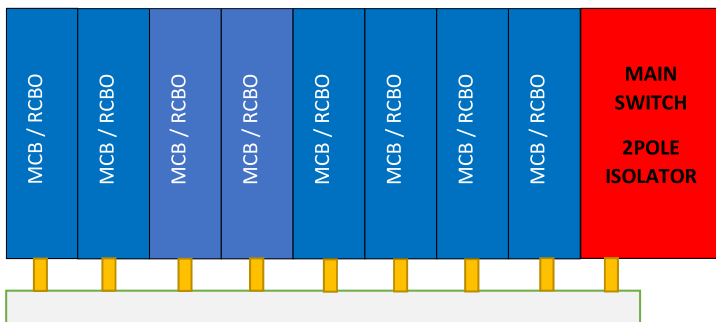
Rated operational Voltage :	230V AC
Rated frequency :	50/60Hz
Rated Maximum current :	100A
Rated Insulation Voltage :	300V
Short Circuit withstand current :	16kA
Terminal Capacity :	16Sqmm
Material :	1.2mm steel
Power Paint :	RAL 9003
Protection Degree:	IP2X
Standard Conformity :	BS EN 61439-3





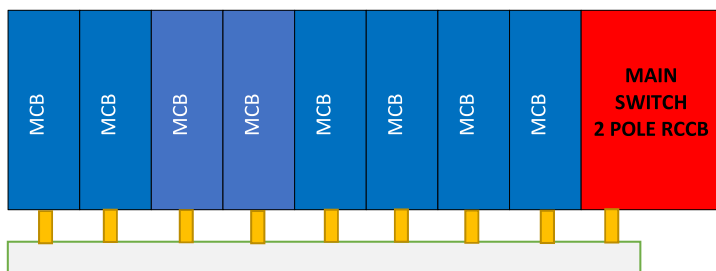
1. Steel made unit fully comply with BS7671 amendment 3
2. Drop down door self-close after use
3. Middle raised cover edge for easy finger opening of door
4. Powder coated in white RAL9003
5. U type screw fixing hole for quick release of din rail
6. Raised din rail for underneath cabling
7. Tripod holes for installation on uneven surface
8. Removable top plate
9. Clip-in N/PE terminal kit
10. Pre-cut busbar with shroud ready to use
11. Intergrated spirit level for quick installation
12. Knockout on the top, bottom, rear & two sides for flexible cabling
13. Fixing clip for fast release of top plate
14. Large space inside the unit for easy wiring
15. Numbered N/PE terminal label with color for clear identification

## Overview Typical Configuration



### Main switch incomer consumer unit

Individual MCB or RCBO Protected Circuit  
Pre-Fitted with 2P/40A, 63A, 100A Main Switch( Isolator).  
Available ways : 4, 6, 8, 10, 12way  
Conform to BS EN 61439-3



### RCCB incomer consumer unit

Individual MCB Protected Circuit  
Pre-Fitted with 2P/40A, 63A /100mA RCCB.  
Available ways : 4, 6, 8, 10, 12way  
Conform to BS EN 61439-3

230V AC	50/60 Hz	9003 RAL	1.2mm Steel	61439-3 BS EN	A.3 BS7671	80A RCD	2.6.8.12.14.16.20 Way	20 IP
------------	-------------	-------------	----------------	------------------	---------------	------------	--------------------------	----------