



## BEAM WATERPROOF FITTING

SWP120-HY , SWP220-HY

### Product description

Introducing Beam: The ultimate triproof light for robust outdoor illumination, featuring a flame-retardant GRP material housing and PMMA diffuser for even light distribution. Stainless steel clips ensure long-lasting performance, while IP65 protection makes Beam resistant to dust and water ingress, ideal for outdoor use in harsh conditions. Illuminate outdoor spaces confidently with Beam's reliable and durable design, providing consistent lighting where it's needed most.

#### Application Area

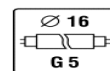
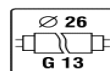
- Car Parking
- Warehouses
- Storage
- Electrical & Plumbing Rooms
- Body Workshops
- Garages
- Factory.

### Basic details

WATTAGE	1 x 20W & 2 x 20W
LUMINOUS FLUX/WATT	100lm/W
LUMINOUS FLUX	2000lm , 4000lm
INPUT VOLTAGE	220-240V AC
FREQUENCY	50/60HZ
WORKING TEMPERATURE	-10°C - +50°C
MOUNTING	SURFACE MOUNTED
LOCATION	CEILING / WALL
IP RATING	Ip65
IK RATING	10
MATERIAL	GRP
DIFUSSER	PMMA
GEAR TRAY	WHITE POWDER COATED
CLIPS	SS
GASKET	NON AGING PU (POLYURETHANE) FOAM
FINISHING COLOR	WHITE
LED TUBE LIFE	30000
BEAM ANGLE	220*
ENVIRONMENT	INDOOR/OUTDOOR
PROTECTION CLASS	1


### Certifications

- CE
- IP



MADE IN HUNGARY

### Schematic drawing with main dimensions:



This product is available with or without LED Tube

1277 x 86 x 95mm for 1 x 20W & 1277 x 112 x 99mm for 2 x 20W